

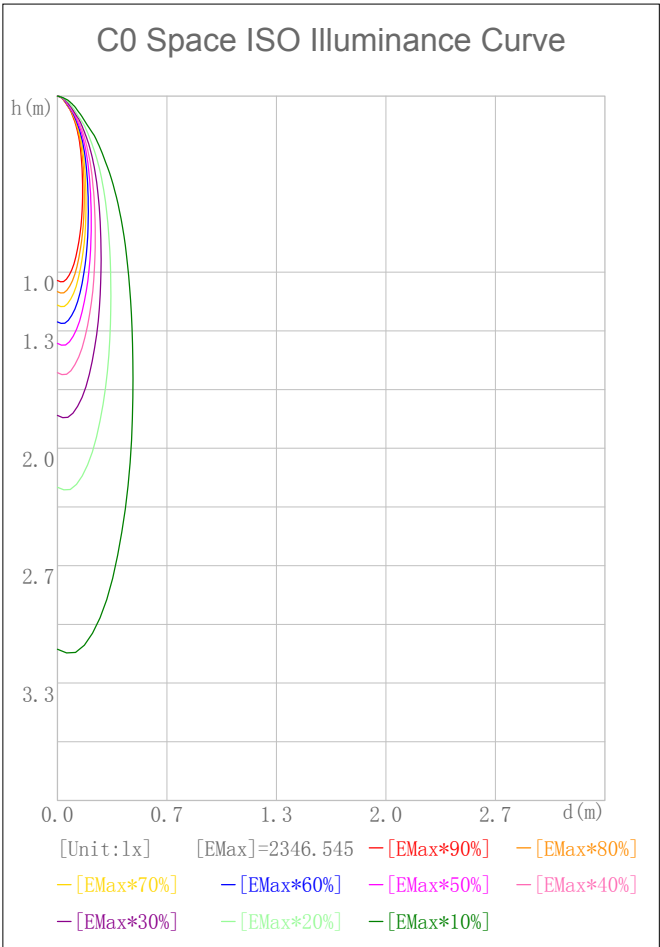
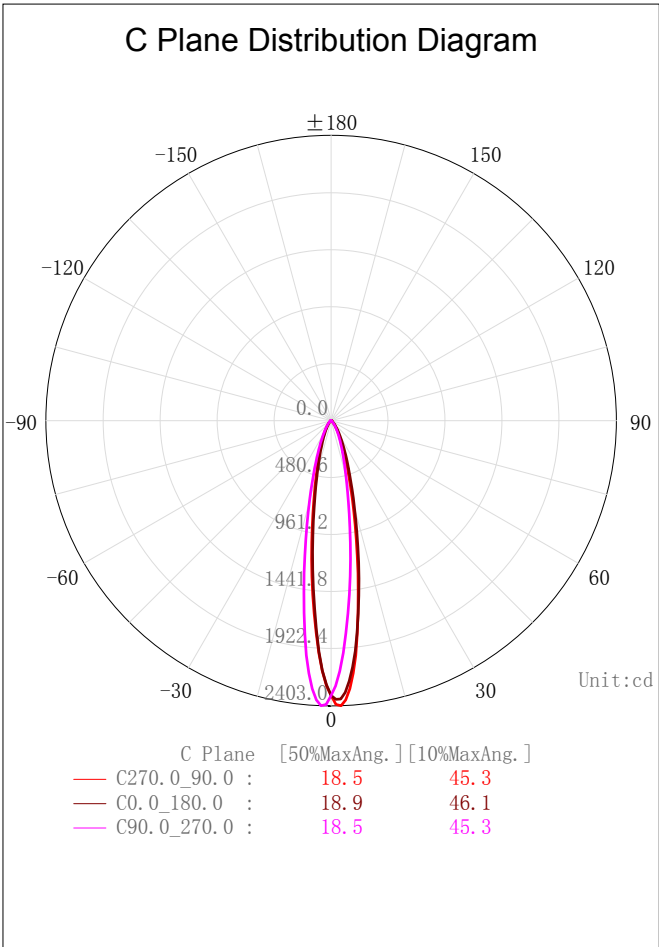
Indoor Luminaire Photometric Data

Description Information

Luminary Name: TR09-06-XX-04 3000K RA90 15D		Lum. Catalog:	Test ID: 01
Lamp Name:		Lamp Catalog: LED	Test Date: 2021/11/15
Manufacture: Shenzhen Norming Lighting Co., Ltd		Shld.Ang(°):	Test Machine:GON-2000
Test Lab: Quality Department		Frequency (Hz):	Lamp CCT (K): Ra:
Lum. Size (W*L*H):0.038m*-0.038m*0.000m		Lum. Area (m2):0.001	Lum. W (kg): 0.000
Test System: C, γ	Test Step: C=90.0 γ=1.0	Temp. (°C): 25	Humidity(%): 50.0

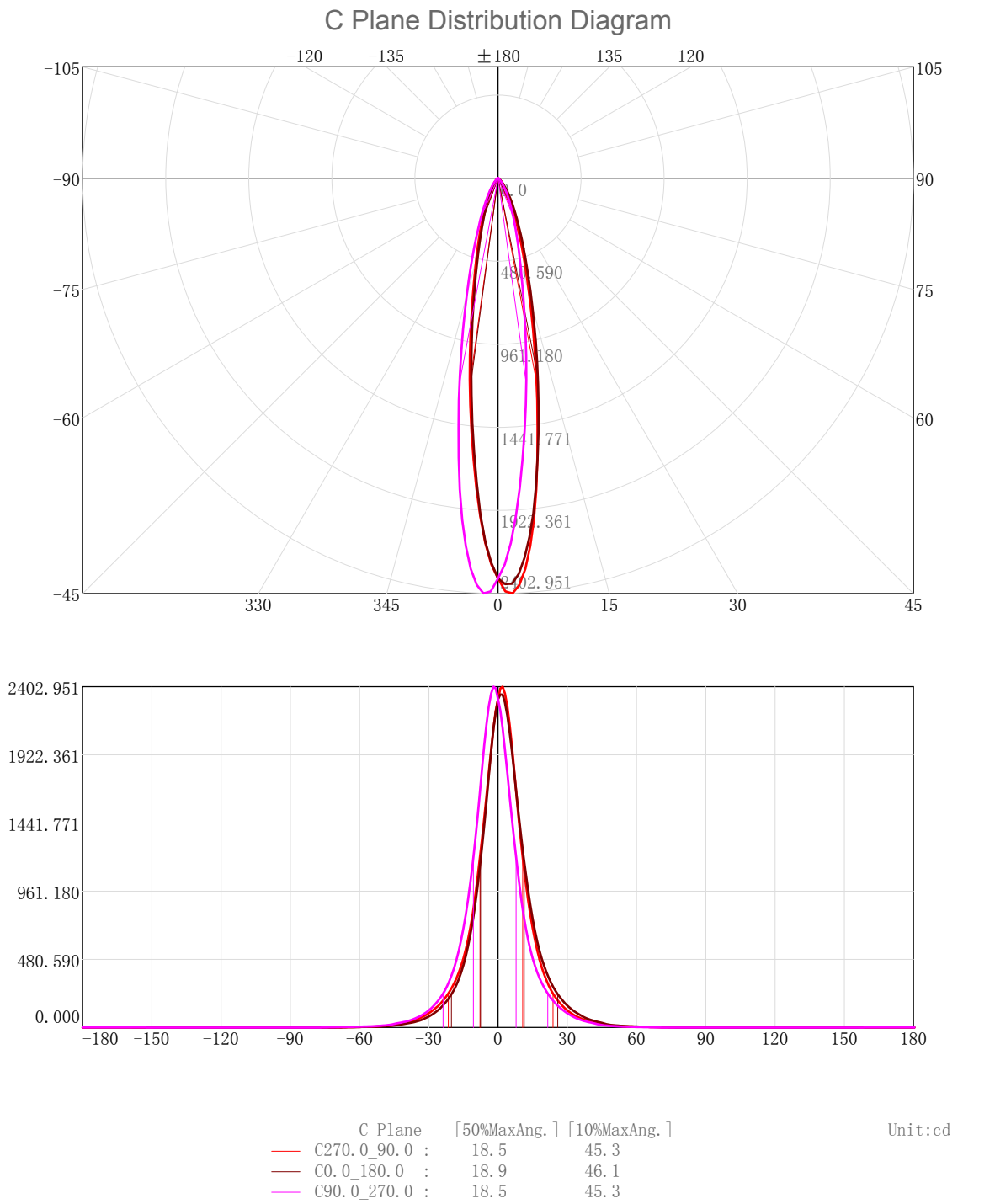
Character Parameter

Lamp Speciality Parameter		Luminaire Speciality Parameter	
Rated Flux(lm): 486.260	Luminary Flux(lm): 486.256	Field Angle(10%Imax): 45.3(°)	
Rated Power(W):	Luminary Efficiency: 100.00%	Down Lumens&Percent: 485.700lm 99.89%	
Rated Voltage(V):	Luminary EER(lm/W): 77.963	Up Lumens&Percent: 0.556lm 0.11%	
Tested Power(W): 6.237	Max. Candela(cd): 2402.951	S/MH: C0_a180=0.325 C90_270=0.326	
Lamps' Inside: 1	Max Cand@Ang. (°): C=270.0 γ=2.0	CIE Type: Semi-Direct	
Tested Electrics (V, A, pf):240.9, 0.030, 0.844	Beam Angle(50%Imax): 18.5(°)	ErP ϕ use(90°): 437.439lm	
Lamp Size (W*L*H):0.038m*-0.038m*0.000m	Left=-7.8°, Right=10.7°	IRF(%): 938.080	



2D Plane Light Intensity Distribution Curve

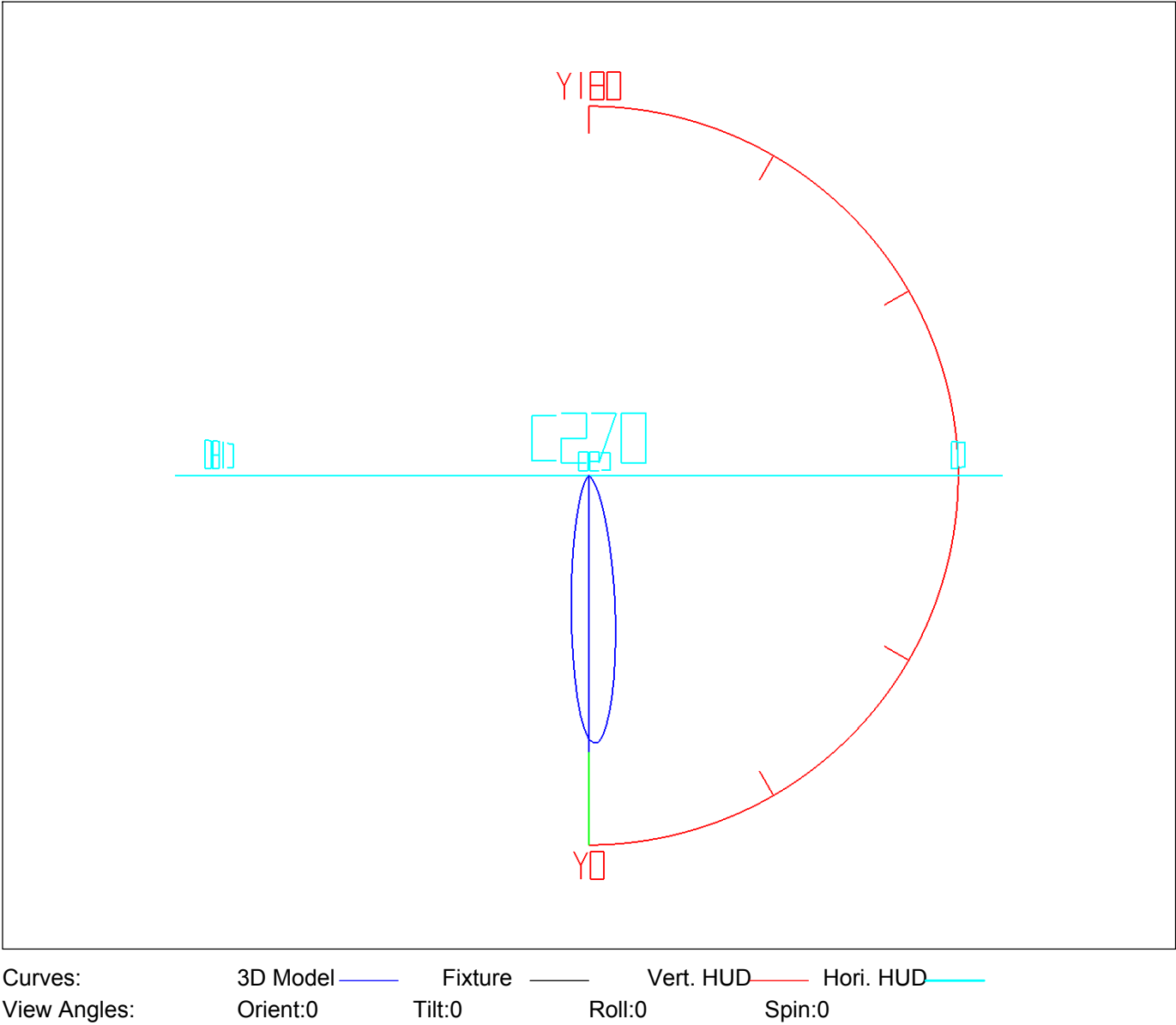
Lum. Name:TR09-06-XX-04 3000K RA90 15D	Lum. Catelog:	Test ID:01
Lamp Name:	Lamp Catelog:LED	Test Lab:Quality Deparment
Manufacture:Shenzhen Norming Lighting Co., Ltd	Test Machine:GON-2000	Test Date:2021/11/15



3D Light Intensity Distribution Modal

Lum. Name:TR09-06-XX-04 3000K RA90 15D	Lum. Catelog:	Test ID:01
Lamp Name:	Lamp Catelog:LED	Test Lab:Quality Deparment
Manufacture:Shenzhen Norming Lighting Co., Ltd	Test Machine:GON-2000	Test Date:2021/11/15

3D Light Intensity Distribution Modal



IES Indoor Report

Photometric Filename:TR09-06-XX-04 3000K RA90 15D.IES

Zonal Flux Tabulation

Zone(γ)	Zone Flux (lm)	Sums Flux (lm)	Zone%Lamp	Sums%Lamp	Zone(γ)	Zone Flux (lm)	Sums Flux (lm)	Zone%Lamp	Sums%Lamp
0.0-1.0	2.21	2.21	0.45	0.45	47.0-48.0	1.30	472.05	0.27	97.08
1.0-2.0	6.52	8.72	1.34	1.79	48.0-49.0	1.18	473.23	0.24	97.32
2.0-3.0	10.48	19.20	2.15	3.95	49.0-50.0	1.09	474.32	0.22	97.54
3.0-4.0	13.88	33.08	2.85	6.80	50.0-51.0	1.00	475.32	0.21	97.75
4.0-5.0	16.63	49.71	3.42	10.22	51.0-52.0	0.92	476.24	0.19	97.94
5.0-6.0	18.75	68.46	3.86	14.08	52.0-53.0	0.86	477.10	0.18	98.12
6.0-7.0	20.21	88.67	4.16	18.23	53.0-54.0	0.79	477.89	0.16	98.28
7.0-8.0	21.05	109.72	4.33	22.56	54.0-55.0	0.73	478.63	0.15	98.43
8.0-9.0	21.36	131.08	4.39	26.96	55.0-56.0	0.68	479.30	0.14	98.57
9.0-10.0	21.26	152.34	4.37	31.33	56.0-57.0	0.64	479.94	0.13	98.70
10.0-11.0	20.84	173.19	4.29	35.62	57.0-58.0	0.60	480.54	0.12	98.82
11.0-12.0	20.17	193.36	4.15	39.76	58.0-59.0	0.57	481.11	0.12	98.94
12.0-13.0	19.35	212.71	3.98	43.74	59.0-60.0	0.53	481.64	0.11	99.05
13.0-14.0	18.44	231.16	3.79	47.54	60.0-61.0	0.49	482.13	0.10	99.15
14.0-15.0	17.49	248.65	3.60	51.13	61.0-62.0	0.46	482.59	0.09	99.25
15.0-16.0	16.53	265.18	3.40	54.53	62.0-63.0	0.42	483.01	0.09	99.33
16.0-17.0	15.57	280.75	3.20	57.74	63.0-64.0	0.39	483.40	0.08	99.41
17.0-18.0	14.64	295.39	3.01	60.75	64.0-65.0	0.36	483.76	0.07	99.49
18.0-19.0	13.74	309.13	2.83	63.57	65.0-66.0	0.34	484.10	0.07	99.56
19.0-20.0	12.88	322.01	2.65	66.22	66.0-67.0	0.31	484.40	0.06	99.62
20.0-21.0	12.07	334.08	2.48	68.70	67.0-68.0	0.27	484.68	0.06	99.67
21.0-22.0	11.31	345.39	2.33	71.03	68.0-69.0	0.24	484.91	0.05	99.72
22.0-23.0	10.59	355.98	2.18	73.21	69.0-70.0	0.20	485.11	0.04	99.76
23.0-24.0	9.91	365.90	2.04	75.25	70.0-71.0	0.16	485.27	0.03	99.80
24.0-25.0	9.27	375.17	1.91	77.15	71.0-72.0	0.12	485.38	0.02	99.82
25.0-26.0	8.66	383.83	1.78	78.94	72.0-73.0	0.09	485.47	0.02	99.84
26.0-27.0	8.08	391.91	1.66	80.60	73.0-74.0	0.07	485.54	0.01	99.85
27.0-28.0	7.52	399.43	1.55	82.14	74.0-75.0	0.06	485.60	0.01	99.86
28.0-29.0	6.99	406.42	1.44	83.58	75.0-76.0	0.04	485.64	0.01	99.87
29.0-30.0	6.49	412.91	1.33	84.92	76.0-77.0	0.03	485.67	0.01	99.88
30.0-31.0	6.02	418.93	1.24	86.15	77.0-78.0	0.02	485.69	0.00	99.88
31.0-32.0	5.58	424.51	1.15	87.30	78.0-79.0	0.01	485.70	0.00	99.88
32.0-33.0	5.16	429.67	1.06	88.36	79.0-80.0	0.00	485.70	0.00	99.88
33.0-34.0	4.77	434.44	0.98	89.34	80.0-81.0	0.00	485.70	0.00	99.88
34.0-35.0	4.40	438.84	0.91	90.25	81.0-82.0	0.00	485.70	0.00	99.88
35.0-36.0	4.06	442.90	0.83	91.08	82.0-83.0	0.00	485.70	0.00	99.88
36.0-37.0	3.74	446.64	0.77	91.85	83.0-84.0	0.00	485.70	0.00	99.88
37.0-38.0	3.44	450.08	0.71	92.56	84.0-85.0	0.00	485.70	0.00	99.88
38.0-39.0	3.18	453.26	0.65	93.21	85.0-86.0	0.00	485.70	0.00	99.88
39.0-40.0	2.94	456.20	0.61	93.82	86.0-87.0	0.00	485.70	0.00	99.88
40.0-41.0	2.73	458.93	0.56	94.38	87.0-88.0	0.00	485.70	0.00	99.88
41.0-42.0	2.51	461.43	0.52	94.89	88.0-89.0	0.00	485.70	0.00	99.88
42.0-43.0	2.28	463.72	0.47	95.36	89.0-90.0	0.00	485.70	0.00	99.88
43.0-44.0	2.07	465.78	0.42	95.79	90.0-91.0	0.00	485.70	0.00	99.88
44.0-45.0	1.86	467.64	0.38	96.17	91.0-92.0	0.00	485.70	0.00	99.88
45.0-46.0	1.65	469.29	0.34	96.51	92.0-93.0	0.00	485.70	0.00	99.88
46.0-47.0	1.46	470.74	0.30	96.81	93.0-94.0	0.00	485.70	0.00	99.88

IES Indoor Report

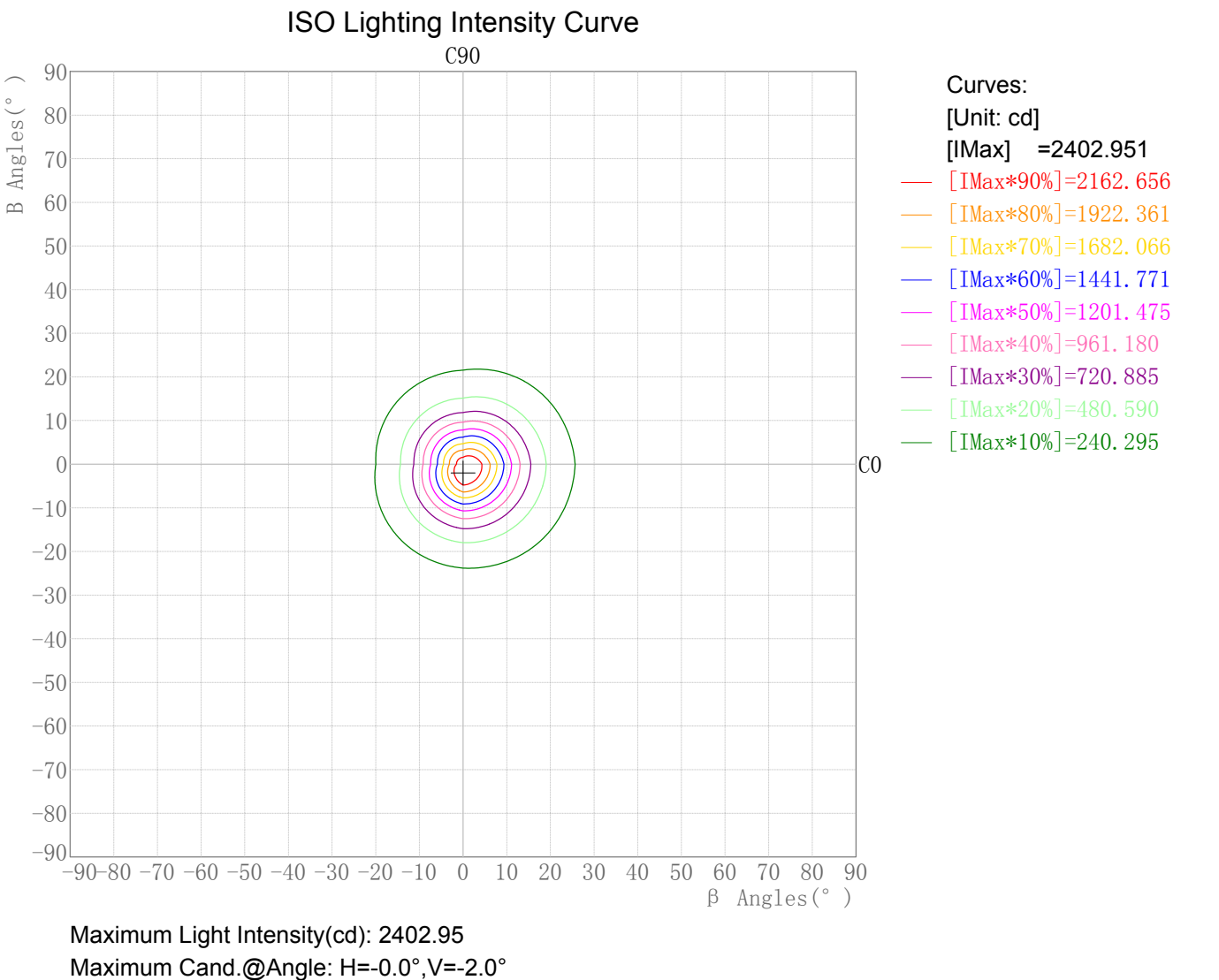
Photometric Filename:TR09-06-XX-04 3000K RA90 15D.IES

Zonal Flux Tabulation - (Cont.)

Zone(γ)	Zone Flux (lm)	Sums Flux (lm)	Zone%Lamp	Sums%Lamp	Zone(γ)	Zone Flux (lm)	Sums Flux (lm)	Zone%Lamp	Sums%Lamp
94.0-95.0	0.00	485.70	0.00	99.88	141.0-142.0	0.00	485.70	0.00	99.88
95.0-96.0	0.00	485.70	0.00	99.88	142.0-143.0	0.00	485.70	0.00	99.88
96.0-97.0	0.00	485.70	0.00	99.88	143.0-144.0	0.00	485.70	0.00	99.88
97.0-98.0	0.00	485.70	0.00	99.88	144.0-145.0	0.00	485.70	0.00	99.89
98.0-99.0	0.00	485.70	0.00	99.88	145.0-146.0	0.00	485.70	0.00	99.89
99.0-100.0	0.00	485.70	0.00	99.88	146.0-147.0	0.00	485.71	0.00	99.89
100.0-101.0	0.00	485.70	0.00	99.88	147.0-148.0	0.01	485.71	0.00	99.89
101.0-102.0	0.00	485.70	0.00	99.88	148.0-149.0	0.01	485.72	0.00	99.89
102.0-103.0	0.00	485.70	0.00	99.88	149.0-150.0	0.01	485.73	0.00	99.89
103.0-104.0	0.00	485.70	0.00	99.88	150.0-151.0	0.01	485.75	0.00	99.89
104.0-105.0	0.00	485.70	0.00	99.88	151.0-152.0	0.02	485.76	0.00	99.90
105.0-106.0	0.00	485.70	0.00	99.88	152.0-153.0	0.02	485.78	0.00	99.90
106.0-107.0	0.00	485.70	0.00	99.88	153.0-154.0	0.02	485.81	0.00	99.91
107.0-108.0	0.00	485.70	0.00	99.88	154.0-155.0	0.02	485.83	0.00	99.91
108.0-109.0	0.00	485.70	0.00	99.88	155.0-156.0	0.02	485.85	0.01	99.92
109.0-110.0	0.00	485.70	0.00	99.88	156.0-157.0	0.03	485.88	0.01	99.92
110.0-111.0	0.00	485.70	0.00	99.88	157.0-158.0	0.03	485.91	0.01	99.93
111.0-112.0	0.00	485.70	0.00	99.88	158.0-159.0	0.03	485.93	0.01	99.93
112.0-113.0	0.00	485.70	0.00	99.88	159.0-160.0	0.03	485.96	0.01	99.94
113.0-114.0	0.00	485.70	0.00	99.88	160.0-161.0	0.03	485.99	0.01	99.94
114.0-115.0	0.00	485.70	0.00	99.88	161.0-162.0	0.03	486.01	0.01	99.95
115.0-116.0	0.00	485.70	0.00	99.88	162.0-163.0	0.03	486.04	0.01	99.95
116.0-117.0	0.00	485.70	0.00	99.88	163.0-164.0	0.02	486.06	0.01	99.96
117.0-118.0	0.00	485.70	0.00	99.88	164.0-165.0	0.02	486.08	0.00	99.96
118.0-119.0	0.00	485.70	0.00	99.88	165.0-166.0	0.02	486.11	0.00	99.97
119.0-120.0	0.00	485.70	0.00	99.88	166.0-167.0	0.02	486.13	0.00	99.97
120.0-121.0	0.00	485.70	0.00	99.88	167.0-168.0	0.02	486.15	0.00	99.98
121.0-122.0	0.00	485.70	0.00	99.88	168.0-169.0	0.02	486.17	0.00	99.98
122.0-123.0	0.00	485.70	0.00	99.88	169.0-170.0	0.02	486.18	0.00	99.98
123.0-124.0	0.00	485.70	0.00	99.88	170.0-171.0	0.01	486.20	0.00	99.99
124.0-125.0	0.00	485.70	0.00	99.88	171.0-172.0	0.01	486.21	0.00	99.99
125.0-126.0	0.00	485.70	0.00	99.88	172.0-173.0	0.01	486.22	0.00	99.99
126.0-127.0	0.00	485.70	0.00	99.88	173.0-174.0	0.01	486.23	0.00	99.99
127.0-128.0	0.00	485.70	0.00	99.88	174.0-175.0	0.01	486.24	0.00	100.00
128.0-129.0	0.00	485.70	0.00	99.88	175.0-176.0	0.01	486.25	0.00	100.00
129.0-130.0	0.00	485.70	0.00	99.88	176.0-177.0	0.00	486.25	0.00	100.00
130.0-131.0	0.00	485.70	0.00	99.88	177.0-178.0	0.00	486.25	0.00	100.00
131.0-132.0	0.00	485.70	0.00	99.88	178.0-179.0	0.00	486.26	0.00	100.00
132.0-133.0	0.00	485.70	0.00	99.88	179.0-180.0	0.00	486.26	0.00	100.00
133.0-134.0	0.00	485.70	0.00	99.88					
134.0-135.0	0.00	485.70	0.00	99.88					
135.0-136.0	0.00	485.70	0.00	99.88					
136.0-137.0	0.00	485.70	0.00	99.88					
137.0-138.0	0.00	485.70	0.00	99.88					
138.0-139.0	0.00	485.70	0.00	99.88					
139.0-140.0	0.00	485.70	0.00	99.88					
140.0-141.0	0.00	485.70	0.00	99.88					

Rectangle ISO Lighting Intensity Diagram

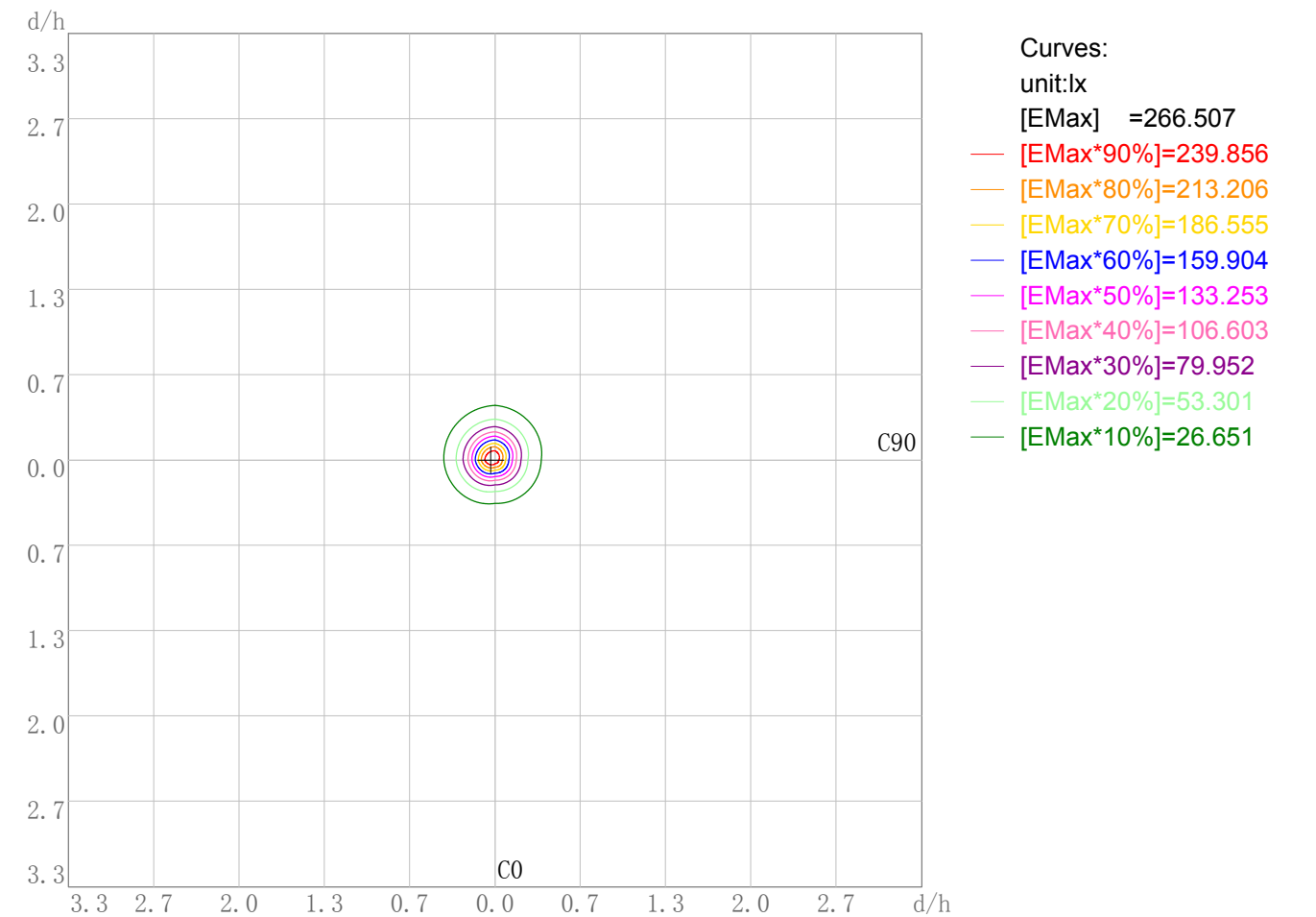
Lum. Name:TR09-06-XX-04 3000K RA90 15D	Lum. Catalog:	Test ID:01
Lamp Name:	Lamp Catalog:LED	Test Lab:Quality Deparment
Manufacture:Shenzhen Norming Lighting Co., Ltd	Test Machine:GON-2000	Test Date:2021/11/15



Plane ISO-Illuminance Diagram

Lum. Name:TR09-06-XX-04 3000K RA90 15D	Lum. Catalog:	Test ID: 01
Lamp Name:	Lamp Catalog: LED	Test Lab: Quality Department
Manufacture: Shenzhen Norming Lighting Co., Ltd	Test Machine:GON-2000	Test Date: 2021/11/15

Plane ISO-Illuminance Curve



Working Plane Luminaire Mounting Height(m): 3.00

Working Plane Maximum Illuminance(lx): 266.51

Working Plane Maximum Illuminance Position(d/h):H-0.0 V-0.0

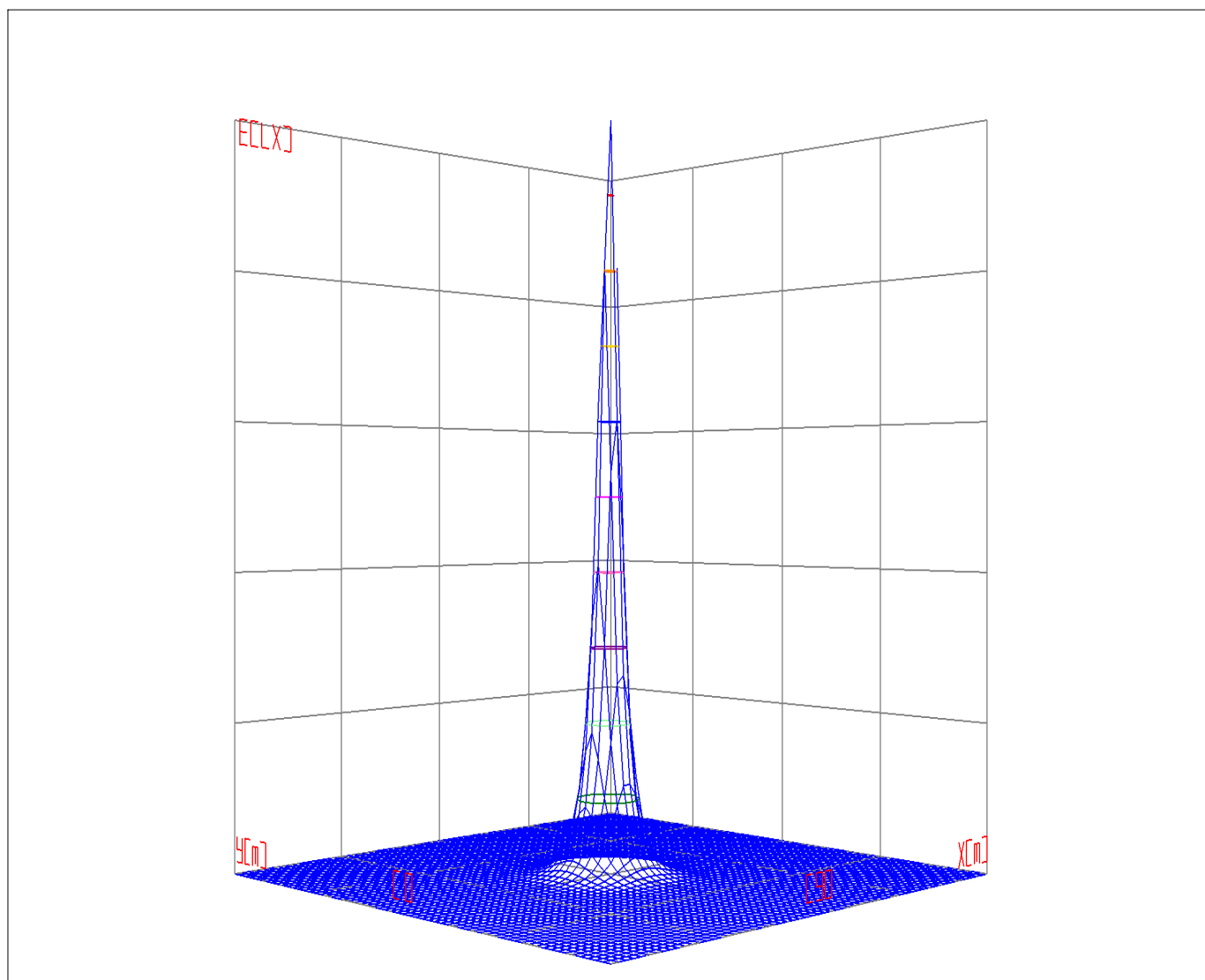
IES Indoor Report

Photometric Filename:TR09-06-XX-04 3000K RA90 15D.IES

3D Plane ISO Illuminance Diagram

Lum. Name: TR09-06-XX-04 3000K RA90 15D	Lum. Catalog:	Test ID: 01
Lamp Name:	Lamp Catalog: LED	Test Lab: Quality Department
Manufacture: Shenzhen Norming Lighting Co., Ltd	Test Machine:GON-2000	Test Date: 2021/11/15

3D Plane Illuminance Modal

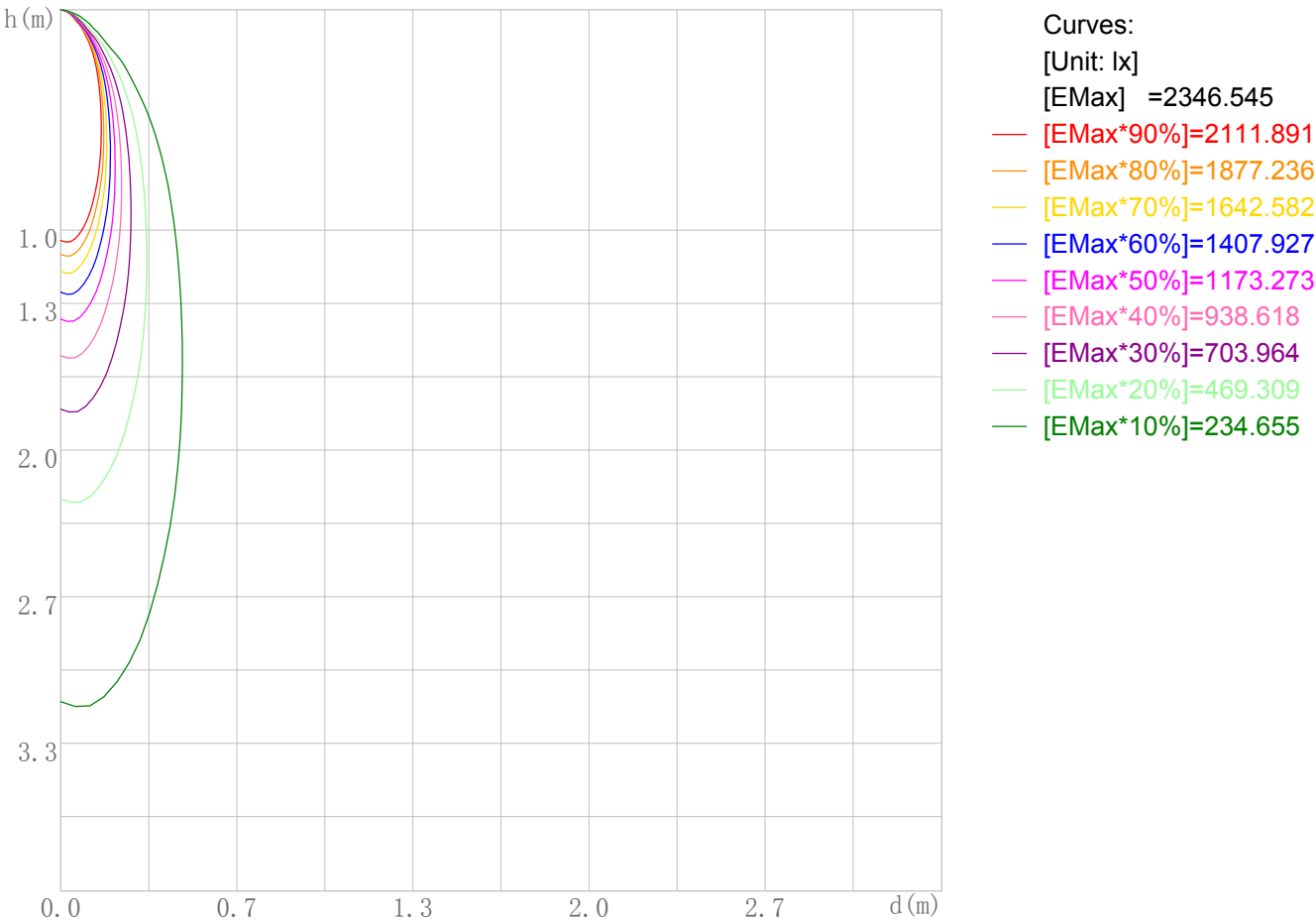


Curves: 3D Model — 90% — 80% — 70% — 60% — 50% — 40% — 30% — 20% — 10% —
View Angles(deg): 0 Height(m): 3.0 Distance(m): 10.0

Space ISO Illuminance Diagram

Lum. Name:TR09-06-XX-04 3000K RA90 15D	Lum. Catelog:	Test ID:01
Lamp Name:	Lamp Catelog:LED	Test Lab:Quality Deparment
Manufacture:Shenzhen Norming Lighting Co., Ltd	Test Machine:GON-2000	Test Date:2021/11/15

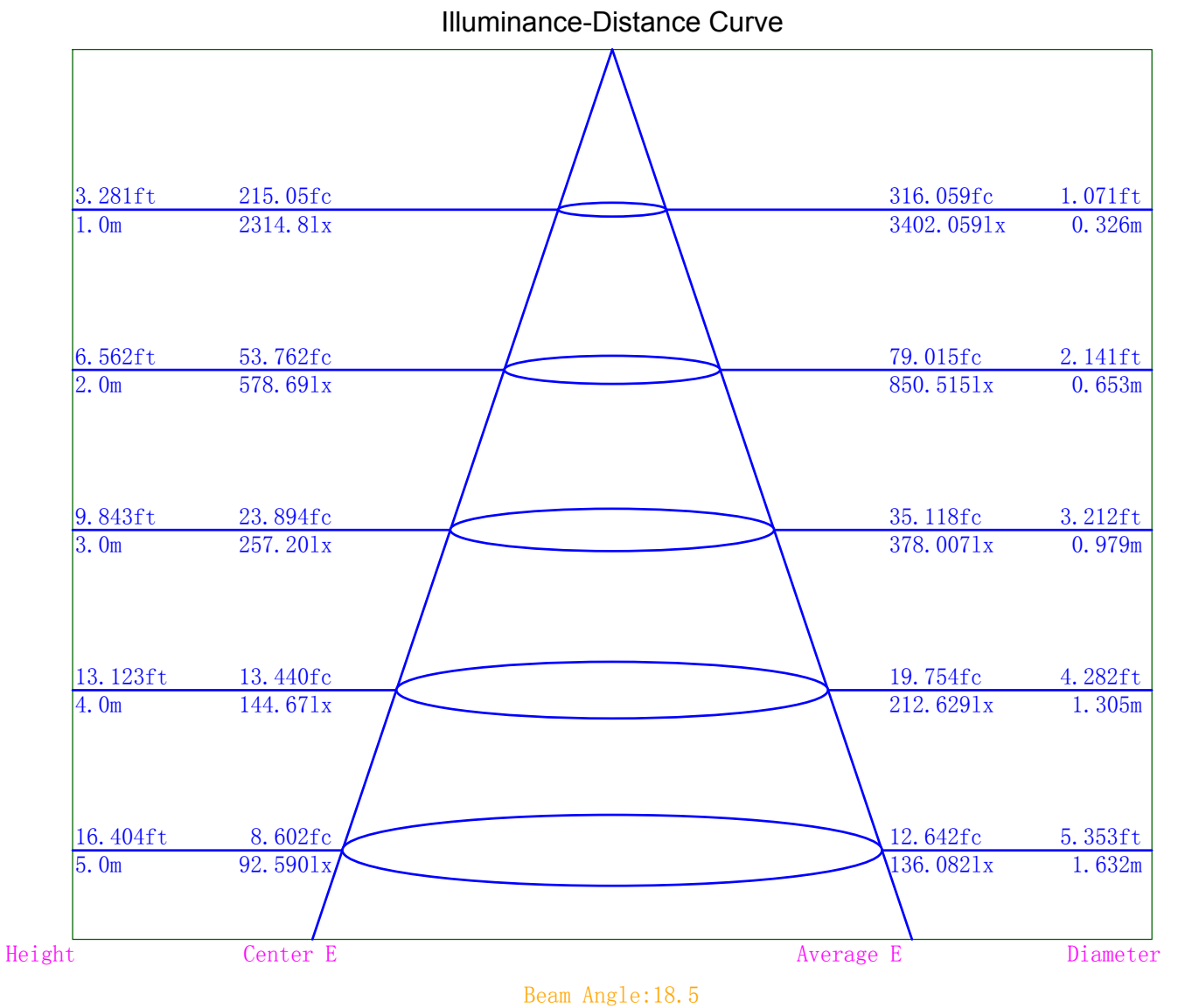
Space ISO Illuminance Curve



Space Plane Maximum Illuminance and @Angle:2346.55lx,1.0deg
Plane Maximum Lighting Intensity and @Angle:2347.618cd,0deg

Illuminance-Distance Diagram

Lum. Name:TR09-06-XX-04 3000K RA90 15D	Lum. Catelog:	Test ID:01
Lamp Name:	Lamp Catelog:LED	Test Lab:Quality Deparment
Manufacture:Shenzhen Norming Lighting Co., Ltd	Test Machine:GON-2000	Test Date:2021/11/15



Indoor Luminance Limiting Curves

Lum. Name: TR09-06-XX-04 3000K RA90 15D	Lum. Catalog:	Test ID: 01
Lamp Name:	Lamp Catalog: LED	Test Lab: Quality Department
Manufacture: Shenzhen Norming Lighting Co., Ltd	Test Machine:GON-2000	Test Date: 2021/11/15

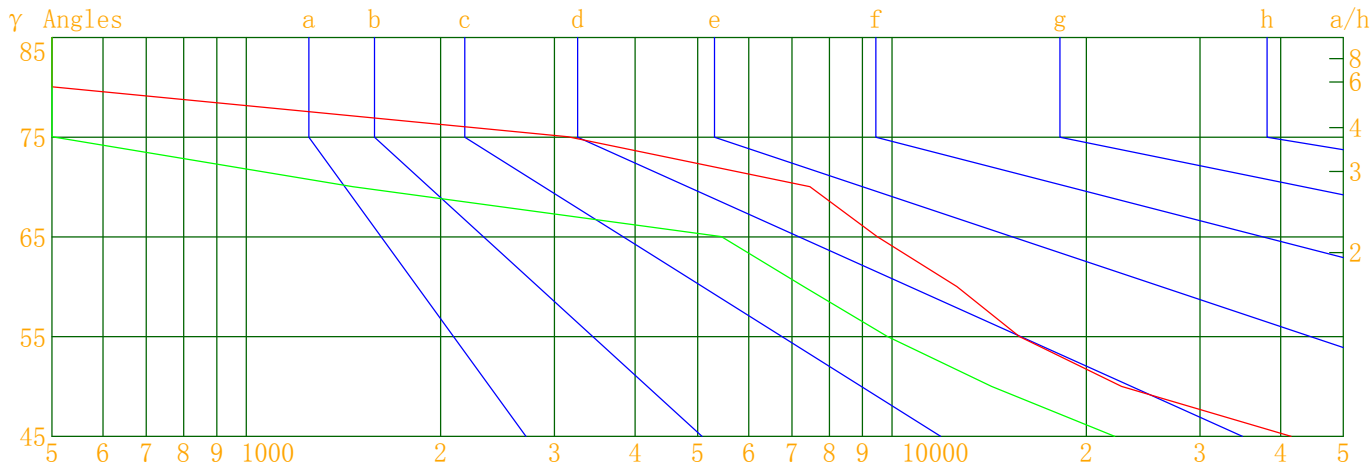
Glare Grade Table

GI	Quality	Using Illuminance							
1.15	A	2000	1000	500	<=300				
1.5	B		2000	1000	500	<=300			
1.85	C			2000	1000	500	<=300		
2.2	D				2000	1000	500	<=300	
2.55	E	a				2000	1000	500	<=300
			b	c	d	e	f	g	h

Luminance Table

Gama(deg)	45	50	55	60	65	70	75	80	85
C0	41513	22674	15745	12604	9483	7461	3148	0	0
C90	22133	14268	9837	7299	5441	1462	0	0	0

Luminance Limiting Curve



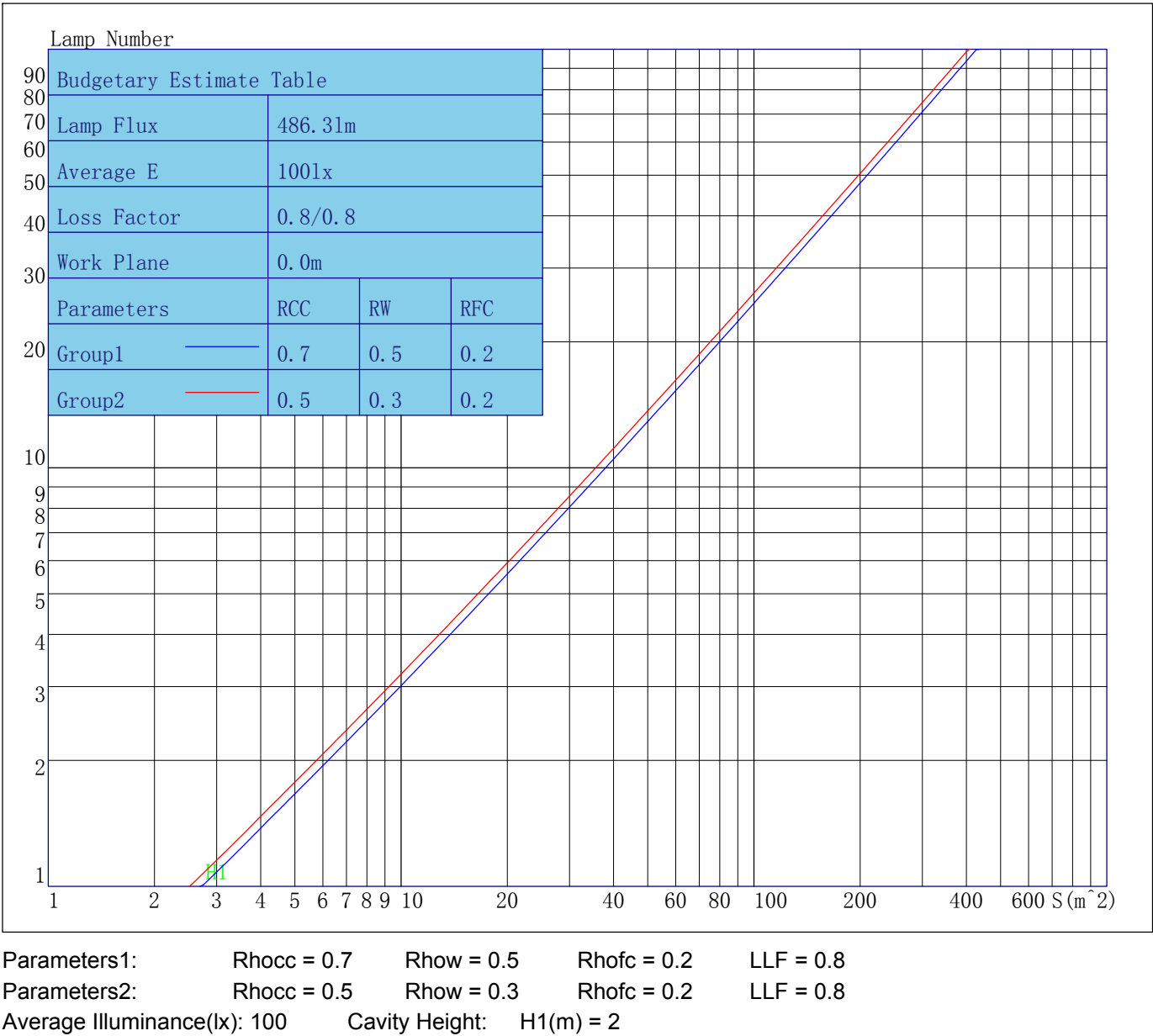
Luminous Size: Length(m)=-0.038 Width(m)=-0.038 Height(m)=0.000 Area(m^2)=0.001134

Luminous Type: Without Luminous Side

Luminous Curves: C0-C180 Color: C90-C270 Color:

Indoor Budgetary Estimate Table

Lum. Name:TR09-06-XX-04 3000K RA90 15D	Lum. Catalog:	Test ID:01
Lamp Name:	Lamp Catalog: LED	Test Lab: Quality Department
Manufacture: Shenzhen Norming Lighting Co., Ltd	Test Machine:GON-2000	Test Date: 2021/11/15



Indoor Coefficient of Utilization Table

Lum. Name:TR09-06-XX-04 3000K RA90 15D	Lum. Catelog:	Test ID:01
Lamp Name:	Lamp Catelog:LED	Test Lab:Quality Deparment
Manufacture:Shenzhen Norming Lighting Co., Ltd	Test Machine:GON-2000	Test Date:2021/11/15

Coefficients of Utilization - Zonal Cavity Method																		
Coef.	Effective Floor Cavity Reflectance RFC=0.20																	
RhoCC (%)	80				70				50			30			10			0
RhoW (%)	70	50	30	10	70	50	30	10	50	30	10	50	30	10	50	30	10	0
RCR	Coefficient of Utilization(%)																	
0	119	119	119	119	116	116	116	116	111	111	111	106	106	106	102	102	102	100
1	114	112	110	108	112	110	108	106	106	104	103	102	101	100	99	98	97	95
2	110	106	103	100	108	104	101	99	101	99	96	98	96	94	95	94	92	91
3	106	100	96	93	104	99	95	92	97	94	91	94	92	90	92	90	88	87
4	102	96	91	88	100	95	90	87	93	89	86	91	88	85	89	86	84	83
5	98	91	87	83	97	91	86	83	89	85	82	87	84	81	86	83	81	80
6	95	88	83	79	93	87	82	79	85	82	79	84	81	78	83	80	78	76
7	92	84	79	76	90	84	79	76	82	78	75	81	78	75	80	77	75	74
8	89	81	76	73	87	81	76	73	80	76	73	79	75	72	78	74	72	71
9	86	78	74	70	85	78	73	70	77	73	70	76	72	70	75	72	70	69
10	83	76	71	68	82	75	71	68	74	70	68	74	70	68	73	70	67	66

Unified Glare Rating Table

Lum. Name:TR09-06-XX-04 3000K RA90 15D	Lum. Catelog:	Test ID:01
Lamp Name:	Lamp Catelog:LED	Test Lab:Quality Deparment
Manufacture:Shenzhen Norming Lighting Co., Ltd	Test Machine:GON-2000	Test Date:2021/11/15

Unified Glare Rating Table

Ceiling RCC	0.70	0.70	0.50	0.50	0.30	0.70	0.70	0.50	0.50	0.30
Wall RW	0.50	0.30	0.50	0.30	0.30	0.50	0.30	0.50	0.30	0.30
Floor RFC	0.20	0.20	0.20	0.20	0.20	0.20	0.20	0.20	0.20	0.20
Room Size	Vewed crosswise					Vewed endwise				
X=2H Y=2H	19.1	20.2	19.5	20.5	20.8	16.6	17.7	17.0	18.0	18.3
	19.1	20.1	19.5	20.4	20.8	16.5	17.5	16.9	17.8	18.2
	19.0	20.0	19.5	20.3	20.7	16.4	17.3	16.8	17.6	18.0
	18.9	19.8	19.4	20.2	20.6	16.3	17.1	16.7	17.5	17.9
	18.9	19.7	19.3	20.1	20.5	16.2	17.0	16.6	17.4	17.8
	18.8	19.6	19.3	20.0	20.4	16.2	16.9	16.6	17.3	17.7
X=4H Y=2H	18.9	19.8	19.3	20.2	20.6	16.5	17.4	16.9	17.7	18.1
	19.0	19.7	19.4	20.2	20.6	16.4	17.1	16.8	17.5	17.9
	18.9	19.6	19.3	20.0	20.5	16.2	16.9	16.7	17.4	17.8
	18.8	19.4	19.3	19.9	20.3	16.1	16.7	16.6	17.2	17.7
	18.7	19.3	19.2	19.8	20.2	16.0	16.6	16.5	17.1	17.6
	18.7	19.2	19.1	19.7	20.1	16.0	16.5	16.5	17.0	17.5
X=8H Y=4H	18.7	19.3	19.2	19.8	20.2	16.1	16.6	16.5	17.1	17.6
	18.6	19.1	19.1	19.6	20.1	15.9	16.4	16.4	16.9	17.5
	18.5	19.0	19.1	19.5	20.0	15.9	16.3	16.4	16.8	17.3
	18.5	18.9	19.0	19.4	20.0	15.8	16.2	16.3	16.7	17.3
X=12H Y=4H	18.7	19.2	19.2	19.7	20.2	16.0	16.5	16.5	17.0	17.5
	18.5	19.0	19.1	19.5	20.0	15.9	16.3	16.4	16.8	17.3
	18.5	18.9	19.0	19.4	20.0	15.8	16.2	16.3	16.7	17.3
Variations with the objverver position at spacings										
S=1.0H	2.6/-5.1					3.0/-6.9				
S=1.5H	3.2/-6.3					3.8/-8.0				
S=2.0H	3.4/-7.5					5.6/-16.7				
Reduced UGR Table:										
Nordic Standard Table:	BK0					BK0				
Correction Value	0.2					0.2				

o the CIE Pub.117, data has been corrected, refers to the lamp's lumens 8.2flm.

Candela Tabulation

V/H	C0.0	C90.0	C180.0	C270.0
γ 0.0	2314.76	2314.76	2314.76	2314.76
γ 1.0	2347.62	2234.36	2224.48	2390.23
γ 2.0	2346.41	2110.85	2105.24	2402.95
γ 3.0	2291.83	1959.34	1949.21	2355.29
γ 4.0	2199.27	1795.99	1767.36	2263.90
γ 5.0	2083.57	1630.81	1588.34	2135.75
γ 6.0	1950.10	1471.90	1420.85	1986.79
γ 7.0	1799.14	1320.42	1262.83	1813.56
γ 8.0	1643.42	1178.23	1114.82	1633.28
γ 9.0	1492.98	1040.54	978.25	1462.17
γ 10.0	1350.96	913.64	855.72	1304.06
γ 11.0	1215.08	800.53	746.39	1156.73
γ 12.0	1086.88	703.11	653.16	1020.34
γ 13.0	968.48	620.13	571.45	899.36
γ 14.0	860.99	548.97	500.90	793.05
γ 15.0	765.38	487.50	439.69	700.07
γ 16.0	680.59	434.65	387.22	616.89
γ 17.0	605.98	388.79	342.15	543.35
γ 18.0	540.71	348.33	302.53	479.44
γ 19.0	483.38	312.97	269.11	422.69
γ 20.0	432.65	281.32	239.58	373.55
γ 21.0	388.36	253.62	214.29	331.16
γ 22.0	349.11	228.91	192.03	294.18
γ 23.0	314.08	206.70	172.02	262.57
γ 24.0	283.38	186.77	153.39	234.96
γ 25.0	256.20	168.37	136.94	210.83
γ 26.0	231.83	152.04	122.42	189.26
γ 27.0	210.12	137.26	109.46	168.87
γ 28.0	189.80	124.04	97.93	150.79
γ 29.0	171.41	111.70	87.35	135.17
γ 30.0	155.26	100.81	78.13	121.29
γ 31.0	140.58	90.82	69.82	108.67
γ 32.0	127.16	81.90	62.33	97.54
γ 33.0	114.97	73.56	55.49	87.67
γ 34.0	104.10	66.00	49.53	78.92
γ 35.0	93.99	59.08	44.39	71.01
γ 36.0	84.58	53.13	40.17	63.69
γ 37.0	75.50	47.95	36.36	57.00
γ 38.0	67.77	43.38	33.12	51.28
γ 39.0	61.04	39.29	30.23	46.38
γ 40.0	55.08	35.64	27.67	42.19
γ 41.0	49.87	32.31	25.04	38.48
γ 42.0	45.19	28.56	21.55	35.22
γ 43.0	41.06	24.19	18.24	32.32
γ 44.0	37.34	20.50	15.80	29.44
γ 45.0	33.29	17.75	14.02	25.44
γ 46.0	28.25	15.61	12.58	21.69

Candela Tabulation - (Cont.)

V/H	C0.0	C90.0	C180.0	C270.0
γ 47.0	23.90	13.91	11.45	18.97
γ 48.0	20.74	12.52	10.52	16.88
γ 49.0	18.35	11.40	9.70	15.16
γ 50.0	16.53	10.40	8.91	13.78
γ 51.0	15.08	9.40	8.01	12.66
γ 52.0	13.86	8.28	7.15	11.71
γ 53.0	12.74	7.52	6.59	10.85
γ 54.0	11.58	6.89	6.11	9.81
γ 55.0	10.24	6.40	5.75	8.81
γ 56.0	9.36	5.98	5.43	8.12
γ 57.0	8.65	5.56	5.11	7.59
γ 58.0	8.10	5.13	4.73	7.18
γ 59.0	7.62	4.62	4.29	6.79
γ 60.0	7.15	4.14	3.86	6.41
γ 61.0	6.62	3.72	3.50	5.95
γ 62.0	6.01	3.37	3.26	5.43
γ 63.0	5.42	3.10	3.04	4.92
γ 64.0	4.95	2.87	2.84	4.58
γ 65.0	4.55	2.61	2.59	4.31
γ 66.0	4.24	2.30	2.31	4.06
γ 67.0	3.98	1.86	1.88	3.82
γ 68.0	3.69	1.34	1.38	3.56
γ 69.0	3.36	0.90	0.98	3.24
γ 70.0	2.89	0.57	0.63	2.79
γ 71.0	2.33	0.27	0.33	2.27
γ 72.0	1.88	0.01	0.07	1.84
γ 73.0	1.52	0.00	0.00	1.49
γ 74.0	1.20	0.00	0.00	1.17
γ 75.0	0.92	0.00	0.00	0.89
γ 76.0	0.68	0.00	0.00	0.64
γ 77.0	0.46	0.00	0.00	0.42
γ 78.0	0.28	0.00	0.00	0.24
γ 79.0	0.12	0.00	0.00	0.07
γ 80.0	0.00	0.00	0.00	0.00
γ 81.0	0.00	0.00	0.00	0.00
γ 82.0	0.00	0.00	0.00	0.00
γ 83.0	0.00	0.00	0.00	0.00
γ 84.0	0.00	0.00	0.00	0.00
γ 85.0	0.00	0.00	0.00	0.00
γ 86.0	0.00	0.00	0.00	0.00
γ 87.0	0.00	0.00	0.00	0.00
γ 88.0	0.00	0.00	0.00	0.00
γ 89.0	0.00	0.00	0.00	0.00
γ 90.0	0.00	0.00	0.00	0.00
γ 91.0	0.00	0.00	0.00	0.00
γ 92.0	0.00	0.00	0.00	0.00
γ 93.0	0.00	0.00	0.00	0.00

Candela Tabulation - (Cont.)

V/H	C0.0	C90.0	C180.0	C270.0
γ 94.0	0.00	0.00	0.00	0.00
γ 95.0	0.00	0.00	0.00	0.00
γ 96.0	0.00	0.00	0.00	0.00
γ 97.0	0.00	0.00	0.00	0.00
γ 98.0	0.00	0.00	0.00	0.00
γ 99.0	0.00	0.00	0.00	0.00
γ 100.0	0.00	0.00	0.00	0.00
γ 101.0	0.00	0.00	0.00	0.00
γ 102.0	0.00	0.00	0.00	0.00
γ 103.0	0.00	0.00	0.00	0.00
γ 104.0	0.00	0.00	0.00	0.00
γ 105.0	0.00	0.00	0.00	0.00
γ 106.0	0.00	0.00	0.00	0.00
γ 107.0	0.00	0.00	0.00	0.00
γ 108.0	0.00	0.00	0.00	0.00
γ 109.0	0.00	0.00	0.00	0.00
γ 110.0	0.00	0.00	0.00	0.00
γ 111.0	0.00	0.00	0.00	0.00
γ 112.0	0.00	0.00	0.00	0.00
γ 113.0	0.00	0.00	0.00	0.00
γ 114.0	0.00	0.00	0.00	0.00
γ 115.0	0.00	0.00	0.00	0.00
γ 116.0	0.00	0.00	0.00	0.00
γ 117.0	0.00	0.00	0.00	0.00
γ 118.0	0.00	0.00	0.00	0.00
γ 119.0	0.00	0.00	0.00	0.00
γ 120.0	0.00	0.00	0.00	0.00
γ 121.0	0.00	0.00	0.00	0.00
γ 122.0	0.00	0.00	0.00	0.00
γ 123.0	0.00	0.00	0.00	0.00
γ 124.0	0.00	0.00	0.00	0.00
γ 125.0	0.00	0.00	0.00	0.00
γ 126.0	0.00	0.00	0.00	0.00
γ 127.0	0.00	0.00	0.00	0.00
γ 128.0	0.00	0.00	0.00	0.00
γ 129.0	0.00	0.00	0.00	0.00
γ 130.0	0.00	0.00	0.00	0.00
γ 131.0	0.00	0.00	0.00	0.00
γ 132.0	0.00	0.00	0.00	0.00
γ 133.0	0.00	0.00	0.00	0.00
γ 134.0	0.00	0.00	0.00	0.00
γ 135.0	0.00	0.00	0.00	0.00
γ 136.0	0.00	0.00	0.00	0.00
γ 137.0	0.00	0.00	0.00	0.00
γ 138.0	0.00	0.00	0.00	0.00
γ 139.0	0.00	0.00	0.00	0.00
γ 140.0	0.00	0.00	0.00	0.00

Candela Tabulation - (Cont.)

V/H	C0.0	C90.0	C180.0	C270.0
γ 141.0	0.00	0.00	0.00	0.00
γ 142.0	0.00	0.00	0.00	0.00
γ 143.0	0.00	0.00	0.00	0.00
γ 144.0	0.00	0.00	0.03	0.00
γ 145.0	0.00	0.00	0.13	0.00
γ 146.0	0.00	0.00	0.23	0.00
γ 147.0	0.00	0.00	0.30	0.01
γ 148.0	0.00	0.00	0.38	0.12
γ 149.0	0.00	0.02	0.45	0.20
γ 150.0	0.00	0.10	0.52	0.28
γ 151.0	0.06	0.17	0.58	0.36
γ 152.0	0.15	0.23	0.64	0.42
γ 153.0	0.24	0.29	0.68	0.48
γ 154.0	0.31	0.33	0.72	0.55
γ 155.0	0.38	0.36	0.76	0.59
γ 156.0	0.44	0.41	0.80	0.63
γ 157.0	0.50	0.44	0.83	0.66
γ 158.0	0.55	0.47	0.86	0.70
γ 159.0	0.60	0.50	0.87	0.74
γ 160.0	0.64	0.53	0.88	0.75
γ 161.0	0.69	0.56	0.90	0.77
γ 162.0	0.73	0.58	0.91	0.80
γ 163.0	0.76	0.61	0.92	0.81
γ 164.0	0.79	0.62	0.92	0.84
γ 165.0	0.81	0.65	0.92	0.84
γ 166.0	0.83	0.66	0.91	0.87
γ 167.0	0.85	0.67	0.90	0.86
γ 168.0	0.86	0.67	0.89	0.87
γ 169.0	0.87	0.67	0.87	0.88
γ 170.0	0.87	0.68	0.86	0.88
γ 171.0	0.88	0.67	0.83	0.88
γ 172.0	0.86	0.65	0.81	0.87
γ 173.0	0.85	0.65	0.78	0.87
γ 174.0	0.84	0.63	0.75	0.86
γ 175.0	0.81	0.64	0.72	0.83
γ 176.0	0.80	0.63	0.71	0.82
γ 177.0	0.78	0.65	0.70	0.82
γ 178.0	0.76	0.65	0.69	0.80
γ 179.0	0.74	0.68	0.71	0.79
γ 180.0	0.73	0.73	0.73	0.73